



# COACHES & AD Expectations


2025 TCSAAL Coaches Conference



# What is RSportz?



- [www.texascharter.rsportz.com](http://www.texascharter.rsportz.com)
- RSportz is our website partner that helps to bring you everything you need to know for all of your athletic teams.
  - Game Schedules & Results
  - Team Rosters (Players & Coaching Staff)
- RSportz also contains...
  - TCSAAL Handbook & All Rule Documents for each Athletic, Academic & Art Activity
  - Playoff Information for Each Sport
  - Archived Seasons & Results
  - TCSAAL News & Announcements



# How Do I Get Started?

- TCSAAL Regional Directors will assign the Athletic Director/Coordinator to each Team
- “Coach” Access is what you want for that person to have full access to update the roster and team information.
- Automated Notification Emails
  - Account Creation – create a password, personalize your account
  - Each Time You Are Added to a Team
- Once Assigned to Your Team, You Can Add/Edit All of the Following:
  - Additional Coaches/Staff – Head Coach, Assistant Coach, etc.
  - **Scorekeepers – separate permission from “Coach”, allows for score submission after each game**
  - Student-Athletes – Names, Jersey Numbers, Player Images, Positions, etc.
  - Campus/Team Logo & Home/Away Jersey Colors – show off your team spirit and communicate with your opponents!
  - Game Results – keep the rest of the region up to date!

# My Member Dashboard

- Once logged in, click on your name in the top right corner and you will be taken to this page.
- Each of your teams you are linked to appear under “My Registrations”
- Clicking on “Manage Team & Roster” will allow you to edit that particular team.



**Texas Charter** Account Settings

### Upcoming Games

Game #3	Game #5	Game #7
<b>WED Aug 28 5:00 PM</b> Austin FC (HOME) vs Texas Charter (AWAY) Central Texas: Austin TBD - TBD ATX Field 1 2019 Coaches Conference Presentation Test Division - Coed - Varsity - Central Texas Head-to-head stats	<b>FRI Aug 30 5:00 PM</b> Texas Charter (HOME) vs Rangers (AWAY) Central Texas: Austin TBD - TBD ATX Field 1 2019 Coaches Conference Presentation Test Division - Coed - Varsity - Central Texas Head-to-head stats	<b>SUN Sep 01 5:00 PM</b> Mavericks (HOME) vs Texas Charter (AWAY) Central Texas: Austin TBD - TBD ATX Field 1 2019 Coaches Conference Presentation Test Division - Coed - Varsity - Central Texas Head-to-head stats

### My Memberships

Coach Membership

ICSAAAL  
Your Texas Charter School Academic & Athletic League membership is paid and valid  
Download ID Card  
Edit Form Data

### My Registrations

2019 Coaches Conference Presentation - Test Division  
Aug 26, 2019 - Aug 31, 2019  
Test Division - Coed - Varsity - Central Texas  
Texas Charter  
Team Info Edit Form Data  
Manage team & roster  
Edit Form Data  
Manage team & roster  
Texas Charter School Academic & Athletic League  
Show Past Registrations

### My Organizations

Texas Charter School Academic & Athletic League Dashboard

### Facebook Connect

Connect your Texas Charter School Academic & Athletic League account with Facebook to share your sports achievements the moment they happen.  
Connect with Facebook

### My Children

# My Team Dashboard

- On this screen you can add:
  - Student-Athletes
  - Staff
  - Team Logo
  - Scorekeeper(s)
  - Home & Away Jersey Colors



A screenshot of a web dashboard for 'Texas Charter' in the 'Test Division - 0 Athlete' category. At the top, there are five statistics: 0 Played, 0 PLAYED, 0 WINS, 0 LOSSES, and 0 TIES. The dashboard is divided into several sections: a left sidebar with navigation links like 'Team Roster', 'Team Schedule', and 'Manage Team'; a central 'UPCOMING GAMES' section listing three games with dates (Aug 28, Aug 30, Sep 1, 2019) and opponents (Austin FC, Texas Charter, Rangers, Mavericks); a 'Roster Additions' section with a form to add new members; a 'Team Image' section for setting jersey colors and a team logo; a 'Team Staff' section showing a coach; and two bottom sections, 'Ready to Play' and 'Sitting Out', both showing 0% completion.

# Adding Student-Athletes To Your Team

- From your Dashboard, click “Manage Team & Roster” underneath the team you wish to add a Student-Athlete to.
- On the next page you will see the “Roster Additions” window. (see image right)
- Click the bubble next to “Youth Athlete” and enter their email address (see next slide for more information) . Click OK.
- Blank Fields will appear to enter their information and to select their Position, Jersey Number & Role for the team.

The screenshot shows the Texas Charter Test Division - 0 Athlete dashboard. At the top, there are statistics: 0 Played, 0 PLAYED, 0 WINS, 0 LOSSES, and 0 TIES. The main content area is divided into two columns. The left column contains navigation links: < Back to Division, Team Roster, Team Schedule, Manage Team, and Manage Photos. Below these is a section for UPCOMING GAMES, listing three games: Game #1 on Wed Aug 28, 2019 (Austin FC vs Texas Charter), Game #2 on Fri Aug 30, 2019 (Texas Charter vs Rangers), and Game #7 on Sun Sep 1, 2019 (Texas Charter vs Rangers). The right column is the Roster Additions form. It has a title 'Roster Additions' and a section for 'Add a new:' with radio buttons for 'Youth Athlete' (selected) and 'Staff'. Below this is a text input field for 'By email: j@texascharter...' and an 'OK' button. A large yellow arrow points to this 'OK' button. The form continues with 'Parent Information' fields for \*Email (j@texascharter.org), \*Parent first name (John), \*Parent last name (Budy II), and \*Cell phone (+10120000000). Below that is 'Child Information' with an 'Add new' section containing fields for \*First name (John), \*Last name (Budy), \*Date of birth (January 1, 2002), and \*Gender (Male). At the bottom of the form are dropdown menus for Position (Quarterback), Jersey number (3), and Role (Team Captain). At the very bottom right, there are 'Add to Roster' and 'OR CANCEL' buttons.

# Adding Staff To Your Team

- From your Dashboard, click “Manage Team & Roster” underneath the team you wish to add a Staff Member to.
- On the next page you will see the “Roster Additions” window. (see image right)
- Click the bubble next to “Staff” and enter their email address. Click OK.
- Blank Fields will appear to enter their information and to select their Role for the team.

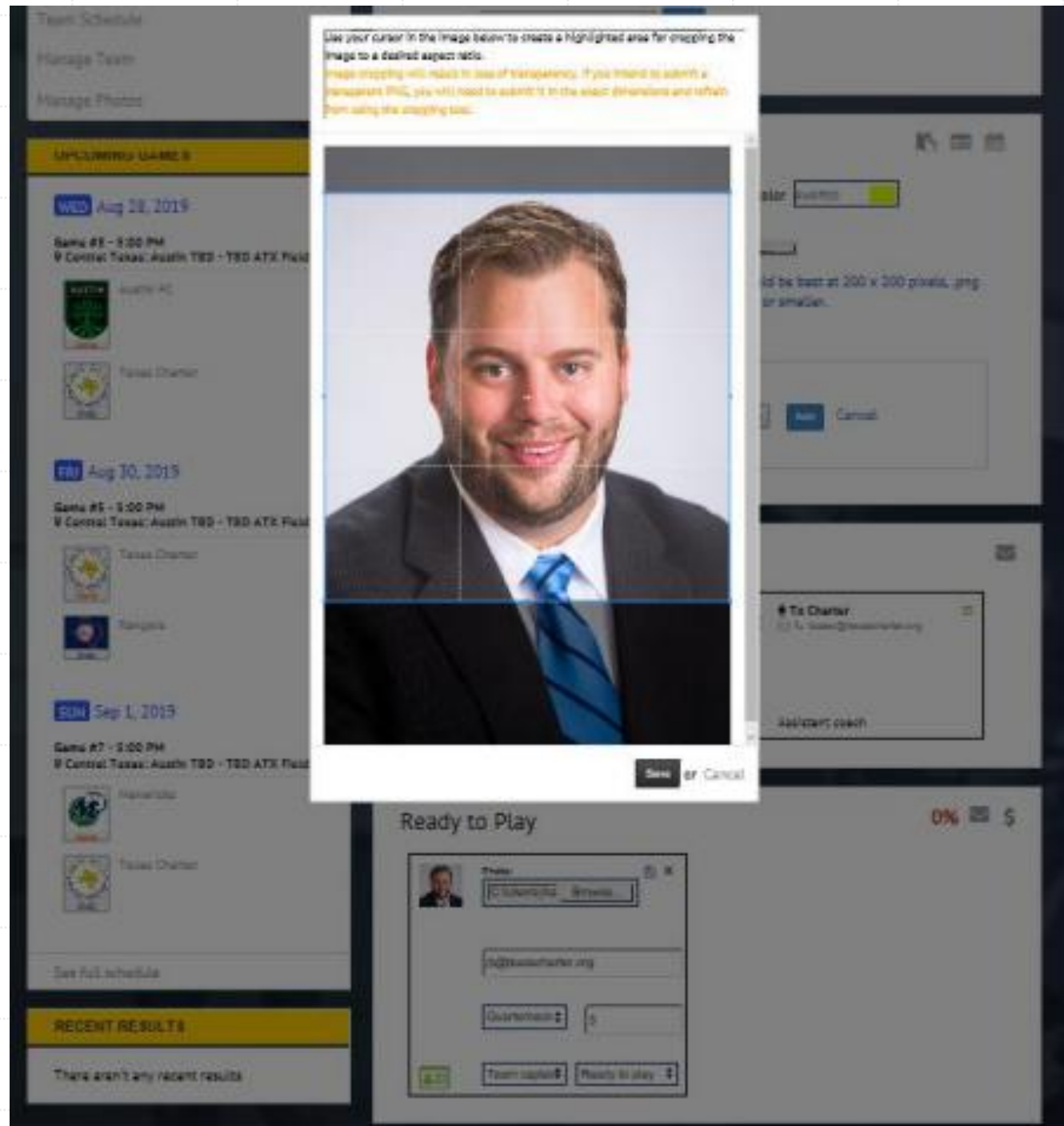
The screenshot displays the Texas Charter Test Division - 1 Athlete dashboard. At the top, there are statistics for Played (0), WINS (0), LOSSES (0), and TIES (0). The main content area is divided into two columns. The left column contains navigation links: < Back to Division, Team Roster, Team Schedule, Manage Team, and Manage Photos. Below these is a section for UPCOMING GAMES, listing three games: Game #3 on Wed Aug 28, 2019; Game #5 on Fri Aug 30, 2019; and Game #7 on Sun Sep 1, 2019. The right column is the Roster Additions form. It features a dropdown menu for 'Add a new:' with 'Staff' selected, and an 'OK' button. A large yellow arrow points to this 'OK' button. Below the dropdown are input fields for 'Email' (texas@texascharter.org), 'First name' (TX), 'Last name' (Charter), 'Date of birth' (January 1, 2007), 'Gender' (Male), 'Cell phone' (+15122943425), and 'Role' (Assistant Coach). At the bottom right of the form are 'Add to Roster' and 'CANCEL' buttons. Below the Roster Additions form is the Team Image section, which includes 'Jersey Home color' (000000), 'Away color' (0000FF), 'Team Logo' (with a preview of the Texas Charter logo), and a 'Score Keeper' section with an 'Add' button.

# RSportz Requires an Email Address for ALL Additions to your Roster (Players, Coaches, Etc.)

- If you have an email address for your student-athletes:
  - Enter the email address for the student, click OK.
  - Blank fields appear to enter the student's and their parent's information.
  - You can also add a position, jersey number and role for each student-athlete.
  - Click "Add to Roster" and repeat for each student-athlete.
- If you do NOT have email addresses for your student-athletes:
  - You can use a correctly formatted, but non-operational email address.
  - **You can utilize your own email address and keep an account for that student for multiple activities.**
    - Ensure to update the image for each student year-to-year if utilizing this method.

# Student Images

- Beginning in the 25-26 School Year, Pictures of each athlete are mandated for the Varsity, JV, and MSP Age Groupings. Pictures are not required for 9th-10th, MSS and 4th-6th Grade age groupings.,
- This should be a headshot, clearly showing the features of the participant's face (see example right).
- Once a player/coach is added through "Roster Additions" you can add a picture to their account through your Team Dashboard (under "Ready to Play" section shown in the image right).
- Click the Top-Right Corner of the Person you are looking to edit. Add the corresponding picture through "Browse" and click the Save ("Floppy Disk") icon.



# Adding Scorekeepers to Your Team

- Scorekeepers are not added by TCSAAL. They must be added by someone who has the “Coach” Permission for each team.
- “Scorekeeper” is a separate permission from “Coach.” You can add as many Scorekeepers as you wish (Coach, Assistant Coach, Score Table Staff, etc.)
- From your Dashboard, click “Manage Team & Roster” underneath the team you wish to add a Scorekeeper to.
- On the next page, you will see the “Team Image” window (shown to the right)
- Click the Blue (+) Sign next to “Add” and blank fields will appear to enter your scorekeeper’s information.

The screenshot displays the Texas Charter Test Division - 1 Athlete dashboard. At the top, it shows team statistics: 0 Played, 0 PLAYED, 0 WINS, 0 LOSSES, and 0 TIES. Below this, there are navigation links for Team Roster, Team Schedule, Manage Team, and Manage Photos. The main content area is divided into three sections: Upcoming Games, Team Image, and Team Staff. The Upcoming Games section lists games for Wednesday, August 28, 2019, and Friday, August 30, 2019, both at 3:00 PM. The Team Image section includes options for Jersey Home color (000000) and Away color (000000), a Team Logo upload field, and a Score Keeper section with a search account field and an Add button. A large yellow arrow points to the Add button in the Score Keeper section. The Team Staff section shows two staff members: Texas Charter (Coach) and Tx Charter (Assistant coach).

# COACH DASHBOARD EXAMPLE



Texas Charter

2

Played

2

PLAYED

2

WINS

0

LOSSES

0

TIES

< Back to Division

Team Roster

Team Schedule

Manage Team

Manage Photos

Upcoming Games

SUN Sep 1, 2019

Game #7 - 5:00 PM  
Central Texas: Austin TBD - TBD ATX  
Field 1



Mavericks



Texas Charter

Roster Additions

This division only accepts athletes born 8/8/2004 or later.

Add a new:

Youth Athlete  Staff

Enter Email

Team Image

Jersey Home Color #0d000d

Away color #e6ff00

Team Logo  No file chosen



Your uploaded team logo would be best at 200 x 200 pixels, .png or .jpg file format, and 500KB or smaller.

Team Staff



Name

Position



Texas Charter

bambamtx56@gmail.com  
+19038159036

Coach



Tx Charter

tcsaal@texascharter.org  
+15122943425

Assistant  
Coach



Jordan Hatch

jordanhatch56@gmail.com  
+19038159036

Coach



Ready To Play 0 of 4



Name

Jersey #

Position




John Bucy

jb@texascharter.org  
+15125555555

3

Quarterback



Molly Bucy

mb@texascharter.org  
+15125555555

22

Running  
Back



Sitting Out 0 of 0



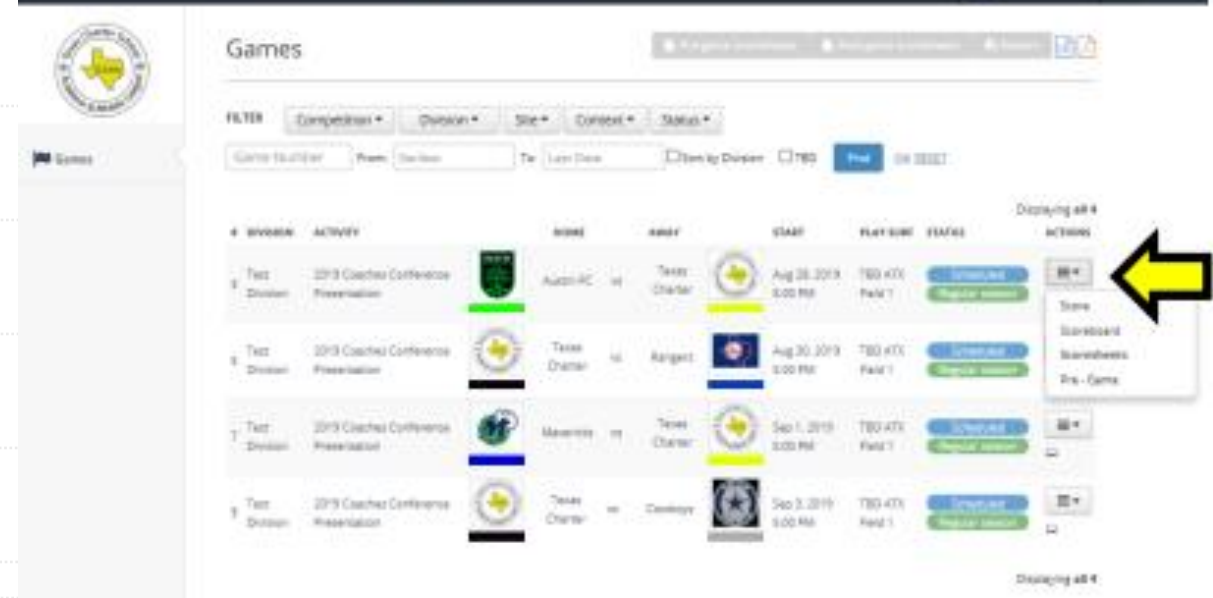
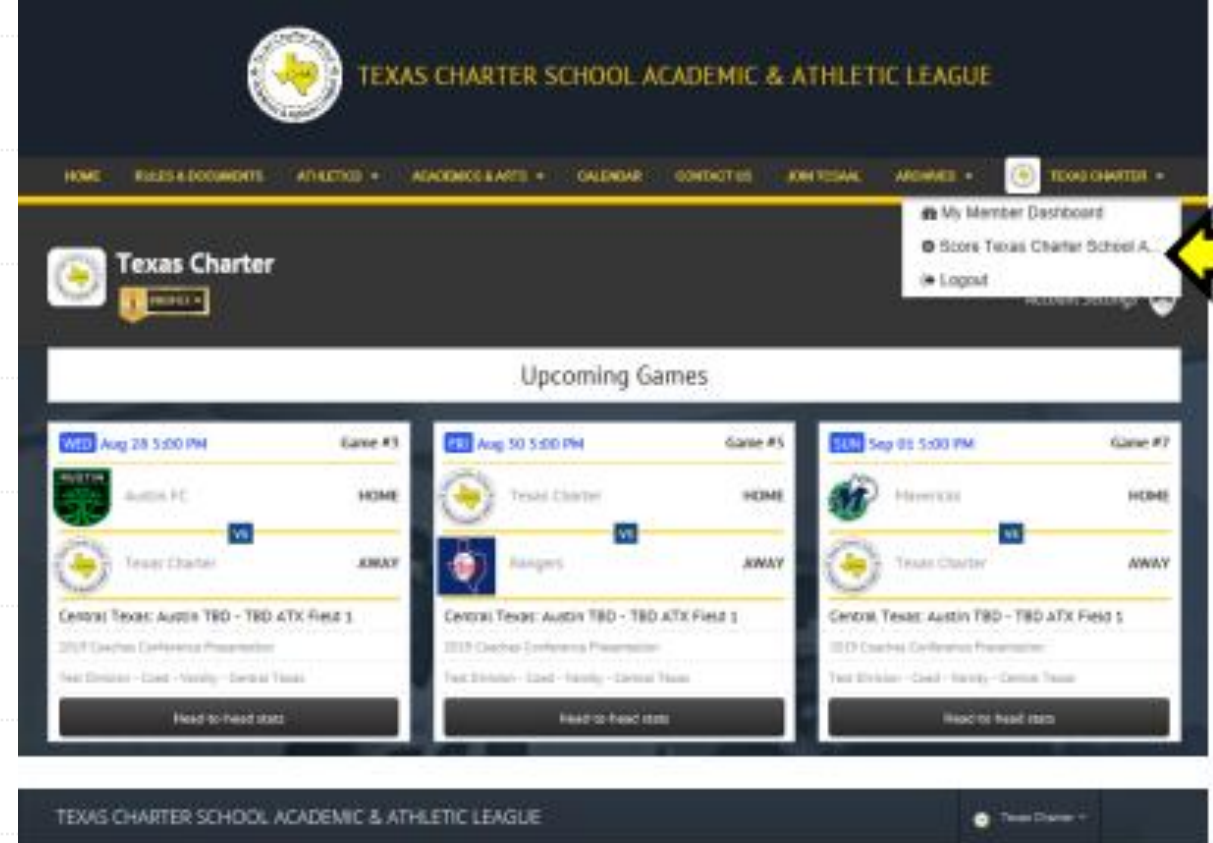
Name

Jersey #

Position

# Reporting Game Scores

- You must have Scorekeeper access before you can report scores (see slide 10)
- In the top right corner of any page, you will see your name displayed (if you are logged in).
  - Click your name and you should have three options available (see the top image).
  - RSpportz has removed the word “Score” but by clicking the second option “Texas Charter School A...” (notated by the yellow arrow in the top image), it will take you to the Score Games screen (see the bottom image)
- Find the game you wish to score, and click the button to the right of that game (notated by the yellow arrow in the bottom image). In that drop-down selection, click “Score”.



# Reporting Game Scores

- Your next page will look similar to the top-right image. Click “Scores Only”
- All sports have different scoring methods (quarters, sets, etc.) but all follow the same instructions.
- Scroll down to the bottom of the page to find the blank box score (bottom-right image) and insert the score (quarter-by-quarter, set-by-set, etc.) for the appropriate teams.
- After you’ve ensured that the result is correct, click “Save & Finalize”
  - Some sports will have “Save” and “Finalize” as two different steps.
  - Finalizing the score will publish the result to the public version of the website immediately and reflects in the division standings as well.
  - Non-division/Exhibition games do not factor into the win/loss totals on your Division Standings page.

TEXAS CHARTER SCHOOL ACADEMIC & ATHLETIC LEAGUE

Game #3 (Change Scoring Method)

Austin FC

Texas Charter

Scores Only

Save & Finalize

Mark Attendance

NO.	ATTEND	ATTENDANCE
22	Wally Kelly	Playing
50	patrick	Playing
20	Jack Gandy	Playing
9	John Kelly	Playing

Game status: Scheduled

TEAM	Q1 QUARTER	Q2 QUARTER	3 QUARTER	4 QUARTER	OT	T
Austin FC	0	0	0	0	0	0
Texas Charter	0	0	0	0	0	0

Save & Finalize

# REPORTING, SAVING & FINALIZING SCORES

**STEP 1: Enter scores for the appropriate team in their respective quarter, set, etc. After verifying total points on far right, click "Save Scores."**

Game status: In Progress Start Scoring

TEAM	Q1 QUARTER	Q2/Q1 QUARTER	Q3 QUARTER	Q4/Q2 QUARTER	OT	T
Austin FC	6	7	7	8	0	28
Texas Charter	12	8	8	0	6	34

Save Scores OR CANCEL

**Declare Winner**  
Accept (Away) Texas Charter as winner.  
WIN ON POINTS  
Finalize

HIGHLIGHTS Add

**STEP 2: FINALIZE**

Game status: Scheduled Start Scoring

TEAM	Q1 QUARTER	Q2/Q1 QUARTER	Q3 QUARTER	Q4/Q2 QUARTER	OT	T
Austin FC	6	7	7	8	0	28
Texas Charter	12	8	8	0	6	34

Save Scores OR CANCEL

**Declare Winner**  
Accept (Home) Austin FC and (Away) Texas Charter as tied.  
Finalize

HIGHLIGHTS Add

**STEP 3: After finalization, you will see the "Team declared winner on Date & Time that the score was submitted"**

Game status: Played Finalized on 8/26/2019 at 03:56 PM by T. Charter.

TEAM	Q1 QUARTER	Q2/Q1 QUARTER	Q3 QUARTER	Q4/Q2 QUARTER	OT	T
Austin FC	6	7	7	8	0	28
Texas Charter	12	8	8	0	6	34

Save Scores OR CANCEL

Texas Charter was declared winner on 8/26/2019 3:56 PM  
MASTER SCHEDULE RESET GAME

**Declare Winner**  
Accept (Away) Texas Charter as winner.  
WIN ON POINTS  
Finalize



# Reporting Scores From Your Mobile Device

- If you are logged in on your mobile device, click the button in the top-right corner, and the drop-down menu (left image) will appear.
- By Clicking the second option “Texas Charter School A...” it will take you to the “Score Games” screen (shown in the image below).
- Steps for reporting scores are the same from your mobile device or your computer (see slides 12-14).

**Games**

TCSAAL Flag Football / 2019 CC Presentation (DON'T ARCHIVE)

**FILTER** Competition Division Site Context Status

Game Number From: Earliest To: Last Date  Byes  TBDs  Sort by Division **Find** OR **RESET**

Displaying all 4

#	DIVISION	ACTIVITY	HOME	AWAY	START	PLAY SURF	STATUS	ACTIONS
3	Test Division	2019 Coaches Conference Presentation	Austin FC 28 - 34	Texas Charter	Aug 28, 2019 5:00 PM OT	TBD ATX Field 1	Played Regular season	
5	Test Division	2019 Coaches Conference Presentation	Texas Charter 28 - 0	Rangers	Aug 30, 2019 5:00 PM WIN	TBD ATX Field 3	Played Regular season	
7	Test Division	2019 Coaches Conference Presentation	Mavericks	Texas Charter	Sep 1, 2019 5:00 PM	TBD ATX Field 1	Scheduled Regular season	
9	Test Division	2019 Coaches Conference Presentation	Texas Charter	Cowboys	Sep 3, 2019 5:00 PM	TBD ATX Field 3	Scheduled Regular season	

Displaying all 4

# Roster & Score Submission Deadlines

## ▪ Rosters

- Teams are required to submit rosters through Rsportz website, unless otherwise specified.
  - Rosters must be **submitted online before the first game of the season.**
  - RSportz rosters **must include a headshot of each athlete.** (They can be taken with phone). Please note that in some cases kids have received privacy waivers to not include a picture.
  - Rosters lock at the halfway point of each athletic season. Please see TCSAAL Roster Lock Date document for specific days.
  - **Any game played by a team without a roster submitted properly after week 1 of the official season start date will be penalized.**
  - **If the team played with a player not on the roster that team will not be eligible for a victory and the game will be marked a double loss.**
    - **If all players were on roster but the roster was not submitted properly then,**
      - **The first infraction will result in a formal warning and the team will have 24 hours to make any roster fixes.**
      - **The second infraction will result in the team not being eligible for victory. If the team without a roster wins then the game will be marked a double loss.**
    - **Warnings will not be given after Roster lock date and penalty will go straight to second infraction status.**
- **Any protest to eligibility of a player including roster protests must be brought immediately. Please notify your Regional Director.**

## ▪ Score Submission

- The **WINNING TEAM** is required to input scores into the website via their login immediately following the completion of each game/match.
- **ALL** scores not submitted by the end of the 2<sup>nd</sup> business day following a game will be marked as a loss for both teams.

# Competition Codes & Sportsmanship

Competition Codes are established in order to ensure that any participating school, athlete, coach, fan, participant, or any other individual associated with our member schools, conduct themselves in a manner that is in the same spirit as the TCSAAL Mission & Vision. Individuals, campuses, and other entities failing to meet the standards set forth by the following competition codes may be subject to penalty.

- All opponents are to be treated as guests, emphasizing the value of sportsmanship over the result of a competition.
- Winning participants and their supporters are to display good sportsmanship in their victory, while participants that do not win and their supporters are expected to display good sportsmanship in their loss. Boasts, insults, or displays of poor behavior as a result of a loss is counterproductive in the individual participant's growth and development, as well as contrary to TCSAAL's Mission & Vision.

Coaches are expected to keep safety as the top priority while coaching, and as well, are expected to teach tactics in a manner that are both ethical and in the spirit of competitive integrity. In addition, coaches are expected to coach in a manner that is conducive to the educational value of the respective competition and should not resort to skirting the rules or employing unethical tactics.

- Participants and their supporters are expected to accept rulings of competition officials in a mature and humble manner, and are further expected to treat all officials, spectators, and attendants at TCSAAL events with courtesy and affable character.
- Coaches are expected to remember that they set the example for students. Acting unprofessionally after feeling wronged does not contribute anything positive to the competitive environment, and certainly does not correct any wrongdoing that might have occurred.
- Removing teams from competition as a means of protest is counterproductive to the fundamental aspects of both competition and team sports, and such action is likely to stunt rather than encourage personal growth for those individuals participating.
- Coaches are also expected to set a good example for his/her team by demonstrating affable and professional rapport with officials, opposing team members, coaches, and spectators.
- During the most trying times of competition, coaches are expected to lead their team in maintaining a positive attitude and in appreciating the value of the lessons learned through competition, rather than focusing on the negative aspects of a result.
- Coaches are expected to encourage core school academics above and beyond any aspect of competition. • Participants and all affiliated individuals are expected to respect the facilities being used and are to clean up after themselves prior to exiting.



# Participant Eligibility

- No pass, no play (applies to all classes). Students can become eligible again based on progress reports as handled by the schools
- A student must be under the age of X as of September 1 of the current school year to be eligible to participate (19 for Varsity and JV, 17 for 9th-10th, 15 for 6th-8th & 13 for 4th-6th).
- Any student can play up in age or grade, but they cannot play down.
- Any athlete, coach or spectator suspended or removed from a contest will receive at a minimum a 1 game suspension from the next played contest not to include forfeited games.
- A student cannot play on multiple teams in the same activity. Students are permitted to change teams only 1 time prior to the Roster Lock Date
- Girls are eligible to participate in all Boys sports with the exception of Track & Field, Cross Country, Golf, Tennis and Boys Volleyball. Boys cannot participate on girls' teams
- Athletes must be a full-time student at the team's school to play for that team

# Unique Roster Guidelines for JV and Varsity

- • JV and Varsity Rosters lock at roster lock date like other age groups. However, JV players can be moved up at any time in the regular season or specific times throughout the playoffs. PLEASE NOTE: once they are moved up, they cannot go back down.
- • Once a regional or Area playoff tournament begins rosters lock until the end of the Area or Regional tournament. Meaning if your school has a JV and Varsity team in the regional playoffs players cannot be pulled up to varsity during the Area or regional tournament.
- • Varsity players cannot be moved down after the roster lock date and they can only be moved down 1 time before the roster lock date. Varsity players can be moved down 1 time only to JV if it is before the roster lock date. If they are moved back to varsity (following JV rules) they must stay up.
- • Varsity players can only switch teams 1 time during a particular season. Whether they are switching teams at the same school or they are a transfer student to a new school. And all changes must be sent into TCSAAL for confirmation before the change happens. A player cannot play on the same team on the same day even if this is their only switch. Players must switch before the roster lock date.
- • JV players can be pulled up to varsity at any point during the regular season. (Please note that they cannot move back down after the roster lock date). They are not restricted in moving up by the roster lock date.
- o PLEASE NOTE: Once a Area or regional playoff tournament begins, rosters lock until then end of the Area or regional tournament. Meaning if your school has a JV and Varsity team in the regional playoffs players cannot be pulled up to varsity during the regional tournament.
- o Anybody on the Junior Varsity team regardless of if they have moved during the regular season and are locked they will be eligible to join varsity team for Area, regional or state playoffs. See restrictions above. Please contact Regional Director before making any changes. During playoffs a jv player lock for Area, and Regional tournaments but can be moved up between these tournaments.
- o Tie-breaker games are considered regular season and therefore will follow regular season guidelines.
- • Final team rosters are due before the roster lock date. No changes to rosters will be allowed after the final rosters are due. (See JV exceptions above).



# Reschedules & Forfeits

- Game Rescheduling Requests
  - o Once we transition schedules from draft to official, they will lock and we will only allow games to be rescheduled for weather, or an Act of God. If schedules are locked and you request to reschedule for reasons not outlined above, they will not be granted.
  - o You will be notified of the official schedule lock date with the release of each season's schedules.
- Penalties for Forfeiture · Teams forfeiting within 7 calendar days of their game will be fined \$150 for forfeiture. The \$150 fee will be used towards paying for the officials which were contracted for the game, and the TCSAAL playoff budget. Failure to pay these fines will negate said team from participating in playoffs and/or participating next year in that specific activity until fines have been paid. Schools can petition their fine to the league if they feel they have justification for not having to pay the fine. In addition, forfeitures are weighed differently in the event of a tie-breaker scenario (see Athletic Tie-Breaker Scenarios below).
  - · Administrators of any team forfeiting will be notified upon notice of forfeiture. a
  - · If a team forfeits a tie-breaker game, they will be responsible for 100% of the cost.



# Athletic Divisioning

- TCSAAL divisions will be composed of anywhere from 2 to 5 teams (with the exception of Varsity Volleyball and Varsity Basketball, which can have up to 6 teams within a division) within the same gender and age grouping. TCSAAL reserves the right to have larger division sizes if necessary. TCSAAL may choose to make larger division sizes at their discretion. Teams are placed into a division by TCSAAL. Factors for placement include, but are not limited to:
  - ▪ Campuses entering multiple teams in the same activity and age grouping.
  - ▪ Campuses needing to transport multiple teams among different gender and/or age groupings.
  - ▪ Geography and proximity of teams among a division.
  - ▪ Teams registering after the deadline.
  - ▪ TCSAAL may opt to diversify divisions by virtue of sister school affiliations



# Athletic Seeding (Division Ranking Procedures)

1. Division Winning Percentage
2. Division Losing Percentage
3. Aggregate Head-to-Head Winning Percentage among tied teams
4. Aggregate Goal, Run or Point-Differential in head-to-head matchups among tied teams
5. Tied teams' aggregate head-to-head winning percentage vs Divisional #1 Seed
6. Tied teams' aggregate head-to-head Goal, Run or Point-Differential vs Divisional #1 Seed
7. Overall winning percentage including TCSAAL Sanctioned non-division games.
8. Overall losing percentage including TCSAAL Sanctioned non-division games.
9. Overall number of wins including TCSAAL sanctioned non-division games
10. Average set or points conceded in division games.
11. Average set of points conceded in all TCSAAL sanctioned games, including non-division games
12. Average sets or points won in division games.
13. Average sets or points won in all TCSAAL sanctioned games, including non-division games.
14. Coin Flip



# Tiebreaker Games

- Varsity and MSP Groupings only. Each team pays \$100 for the Tiebreaker Game
- Only 1 Tiebreaker game per division max.
- If it is a 3 way or more tie using our division ranking procedures, teams will be eliminated until only 2 tied teams remain for a playoff advancing spot.
- Tiebreaker games only occur for a singular playoff-advancing position. Tiebreaker games do not occur if two teams are tied for the Divisional 1 seed.
- Hosting opportunity for the tiebreaker game will be awarded to the higher-ranking team as determined by virtue of division ranking procedures



# Team Responsibilities

- HB 2484 - Peace officer, school resource officer, an administrator, or security personnel to ensure the safety of a referee, judge, or other official of the activity/competition.
- We encourage each team to have a non-coach representative present at all home games to help ensure a safe environment and assist the officials in any manner necessary to discourage improper conduct by players, coaches or fans.
- Teams are encouraged to record and keep all official game books and/or officials scorecards and other gameday documentation for the entirety of the academic year.
- Both teams must ensure that the home team as well as the visiting team is adhering to all TCSAAL rules and regulations, including, but not limited to sportsmanship, competition codes, as well as the rules and guidelines for each individual activity.

# Questions?

Contact Jordan Hatch at 512-587-9667

