

Alfred's

Ages 5 and Up

# Kid's Guitar Course 2

*The Easiest Guitar Method Ever!*

**Ron Manus • L.C. Harnsberger**



This book is dedicated to Jennifer, Genevieve and Patrese Harnsberger, all of whom inspired many of the lyrics in this book.

Special thanks to Kate Westin, Bruce Goldes, Ted Engelbart, everyone at Alfred, and Daisy Rock Guitars.

Cover and interior illustrations by Jeff Shelly.  
Interior photos by Karen Miller.



Copyright © MMV by Alfred Publishing Co., Inc.  
All rights reserved. Printed in USA.  
ISBN 0-88284-987-5 (Book and CD)

# Contents

<b>Choosing a Guitar to Use with This Book</b> . . . . 3	<b>Notes on the Sixth String: Introducing E</b> . . . . 24
<b>Book 1 Review</b> . . . . . 4	<i>Six Open Strings</i>
<b>Notes on the Fourth String: Introducing D</b> . . . 6	<i>Giraffe Under the Staff</i>
<i>Four Open Strings</i>	<i>Two E's</i>
<i>I Choose Guitar!</i>	<b>Notes on the Sixth String: Introducing F</b> . . . . 26
The Half-Note Slash	The Fermata
<i>The Lone Star Trail</i>	<i>Dad's Classic Car</i>
<b>Introducing Four-String Chords</b> . . . . . 8	<i>Sakura</i>
The Four-String G Chord	<b>Notes on the Sixth String: Introducing G</b> . . . . 28
The Four-String G <sup>7</sup> Chord	<i>All the Notes I Know So Far</i>
<i>New Chord Exercise</i>	<i>Do-Re-Mi Is for Me!</i>
<i>Rock Me Mozart</i>	<i>Spy Rock</i>
<b>Notes on the Fourth String: Introducing E</b> . . . 10	<i>The Farmer in the Dell</i>
<i>On My Horse</i>	<i>B.I.N.G.O.</i>
<i>Old MacDonald Had a Farm</i>	<b>Notes on the First String: Introducing High A</b> . . 32
<b>Introducing the Four-String C Chord</b> . . . . . 11	<i>Back to Russia</i>
Common Time	<i>The Riddle Song</i>
<i>C Blues</i>	<b>Pickup Measures</b> . . . . . 34
<b>Notes on the Fourth String: Introducing F</b> . . . 12	<i>A-Tisket, A-Tasket</i>
<i>Baseball</i>	<i>The Yellow Rose of Texas</i>
<i>Reuben, Reuben</i>	<b>Tempo Signs</b> . . . . . 36
<b>Dotted Half Notes &amp; <math>\frac{3}{4}</math> Time</b> . . . . . 14	<i>Three-Tempo Rock</i>
<i>Three Is for Me!</i>	<i>1812 Overture</i>
<b>Playing Two Notes at Once</b> . . . . . 15	<b>Reading Three-String Chords as Notes</b> . . . . . 38
<i>Daisy Bell</i>	<i>Theme from Carmen</i>
<b>Notes on the Fifth String: Introducing A</b> . . . . 16	<b>Reading Four-String Chords as Notes</b> . . . . . 39
<i>Five Open Strings</i>	<i>Rockin' with Chords</i>
<i>Trash Truck</i>	<b>Bass-Chord Accompaniment</b> . . . . . 40
<i>Scarborough Fair</i>	<i>Can-Can (duet)</i>
<b>Notes on the Fifth String: Introducing B</b> . . . . 18	<b>Dynamics</b> . . . . . 42
<i>Cleaning Up</i>	<i>Theme from Beethoven's Fifth Symphony</i>
<i>My Pet Cat</i>	<i>The Whole Rest</i>
<b>Notes on the Fifth String: Introducing C</b> . . . . 20	<i>The Desert Song (duet)</i>
<i>Barking Song</i>	<i>Echo Rock</i>
<i>Volga Boatmen</i>	<b>Ties</b> . . . . . 44
<i>Peter Gray</i>	<i>Shenandoah</i>
The Dotted-Half-Note Slash	<i>When the Saints Go Marching In (duet)</i>
<i>Liebestraum</i>	<b>Music Matching Games</b> . . . . . 46
<i>A Minor Boogie</i>	<b>Fingerboard Chart</b> . . . . . 47
	<b>Chord Encyclopedia</b> . . . . . 47
	<b>Certificate of Completion</b> . . . . . 48

## Tuning Your Guitar



Tracks 1 & 2

The CD contains all the warm-ups and tunes in Book 2, so you may listen and play along with them. You need to be sure your guitar is in tune every time you start to play, especially when you want to play along with the CD. Listen carefully to the instructions on Track 1, then use Track 2 to get your guitar in tune.

# Notes on the Fourth String Introducing F




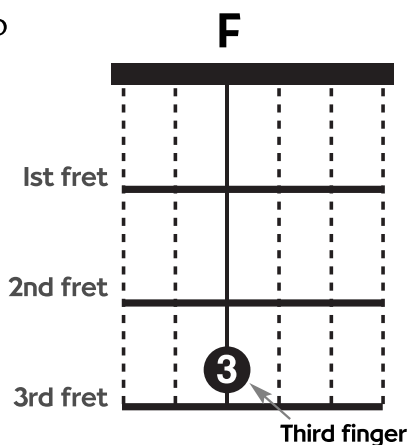
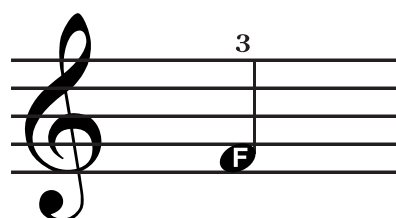
A note on the lowest space of the staff is called F. You already know F on the 1st string. This F is on the 4th string and sounds lower than F on the 1st string.

To play this note, use finger 3 to press the 4th string at the 3rd fret. Pick only the 4th string.

Hear  
this note!




Track 18



Track 19

## F Warm-up



## Baseball

Remember to use the four-string G<sup>7</sup> chord.



Track 20

