

E♭ ALTO SAXOPHONE

# MAKING MUSIC MATTER

BAND METHOD

BOOK I: BEGINNING BAND

FRANK TICHELI  
GREGORY B. RUDGERS

BOB MARGOLIS, EDITOR

*This book belongs to:*

.....  
*Name of Alto Saxophonist*

Dear Band Member:

Welcome to *Making Music Matter* and congratulations on your decision to learn to play an instrument! You are beginning a journey that promises many rewarding experiences. As you travel along this exciting path, the skills you will learn go beyond learning to play an instrument. You will learn how music can express what words alone cannot. You will experience a joy that only music can bring. You will enjoy the satisfaction of making music with others. So, practice hard, learn all you can about music—its power and its mysteries—and above all, have fun!

Frank Ticheli & Gregory B. Rudgers



Sit up straight, elbows slightly out...



Corners in,  
chin down,  
think round  
embouchure...





Fingers naturally  
curved

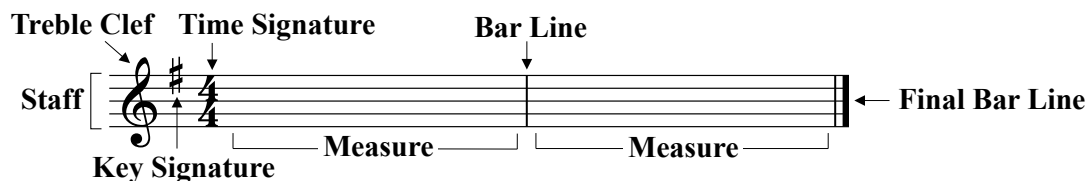


# WHAT YOU SHOULD KNOW

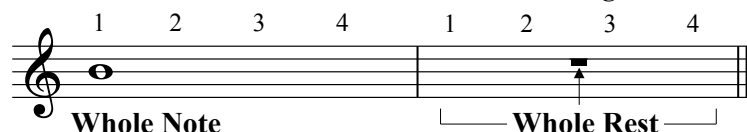
## BEFORE THE FIRST LESSON

### 1. Staff


Below is a five-line **Staff** containing a **Treble Clef**, a **Key Signature** and a **Time Signature**. There are two measures. Each **Measure** is separated from the next by a **Bar Line**, and a **Final Bar Line** is used to show the end of a composition.



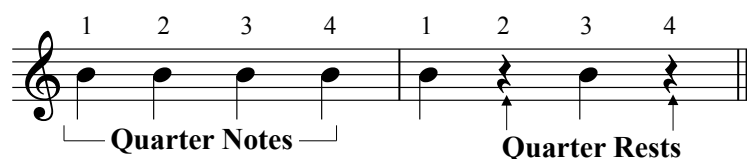
### 2. Whole Notes & Whole Rests - *each gets 4 BEATS*




### 3. Half Notes & Half Rests *each gets 2 BEATS*



### 4. Quarter Notes & Quarter Rests *each gets 1 BEAT*



### 5. Flats & Sharps



### 6. Time Signatures

**The Top Number** = Number of BEATS in each **Measure**



**The Bottom Number** shows that the quarter note (shown as the number "4") gets 1 BEAT

# E♭ ALTO SAXOPHONE

GROUP 3

## LESSON 1

**SAXOPHONE FINGERINGS:**  
The keys shown in black should be pressed down.

**Treble Clef**  
**Time Signature**  
**Key Signature**  
**Whole Note**  
**Whole Rest**  
**Quarter Notes**

**New in this lesson:**

**B**  
**A**  
**G**

①

### Whole Notes & Whole Rests

1 2 3 4 1 2 3 4

②

### Quarter Notes

1 2 3 4 1 2 3 4

③

1 2 3 4 1 2 3 4

④

1 2 3 4 1 2 3 4

⑤

1 2 3 4 1 2 3 4

⑥

1 2 3 4 1 2 3 4

⑦

### All Together Now

1 2 3 4 1 2 3 4



# LESSON 2

**New in this lesson:**




[www.cjg-music.com](http://www.cjg-music.com)

Full Miniscore on request.  
Vollständige Miniscore auf Anfrage.

①

**Half Notes & Half Rests**



②



③



④



⑤



⑥

**Stepping Down, Stepping Up**



⑦

**Old Man Kelsey**

